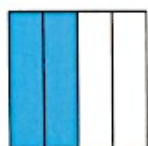


## The Half of a Whole Task

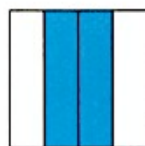
Identify all of the figures that have one half shaded. Be prepared to explain how you know that one half of the figure is shaded. Write a written description giving your reason why a figure is showing halves. If a figure does not show one half shaded explain why the figure is not showing halves.




(a)




(b)



(c)



(d)



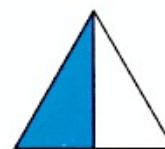
(e)



(f)



(g)



(h)



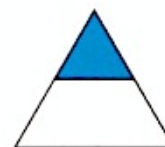
(i)



(j)



(k)



(l)

Adapted from: Watanabe, T. (1996). Ben's understanding of one-half. *Teaching Children Mathematics*, 2(8), 460-464.