



2019 Speaker Ready Room Acceptance Instructions

- 1) To accept or decline the invitation to present, lead speakers need to log-in to the Speaker Ready Room by clicking the NCTM Sign In button.

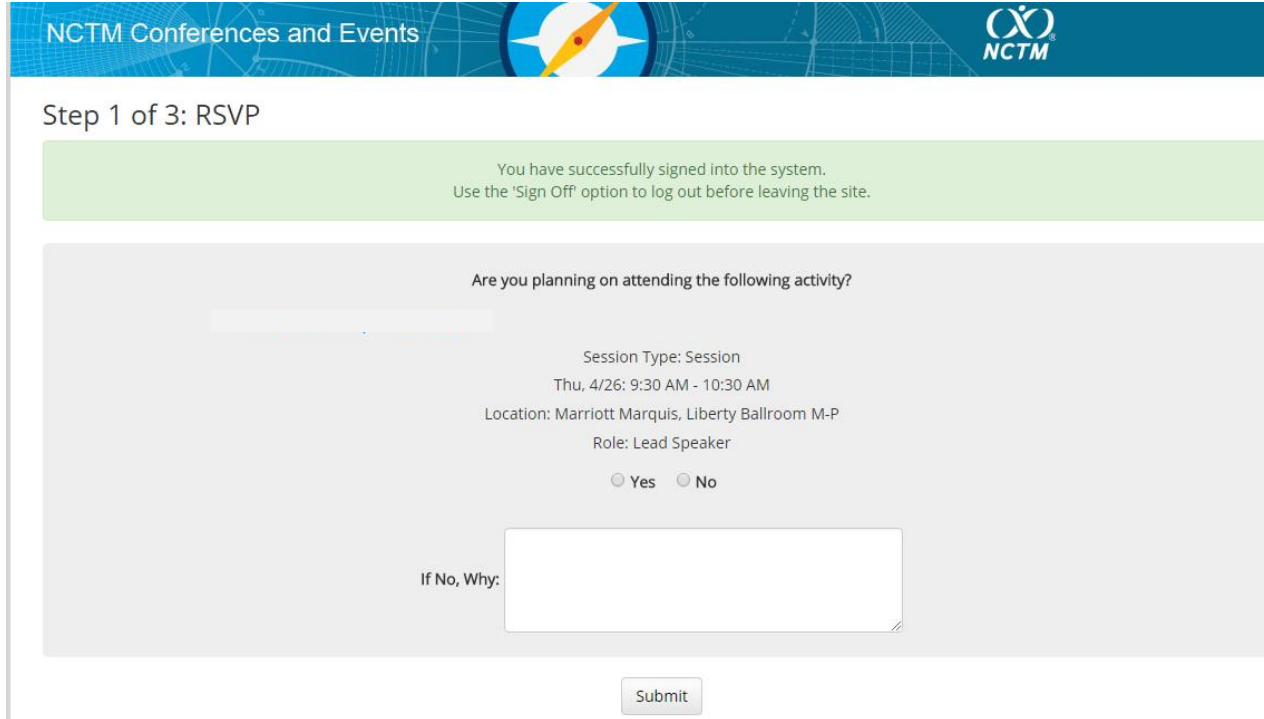


- 2) Once on the NCTM log-in page, you will enter your username (email) and password associated with your NCTM account. This will be the same one you used for submission. If you do not remember your password, please click the "forgot password" button.



Accept or Decline the Invitation

The first screen you see will be the RSVP step. This will display your accepted presentation with the assigned date, time, and location. If you are accepting the invitation, please select yes to move to the next page. If you are declining the invitation, please select no and fill in the reason. Once you select no and hit submit, you will automatically be logged out of the Speaker Ready Room.



NCTM Conferences and Events

Step 1 of 3: RSVP

You have successfully signed into the system.
Use the 'Sign Off' option to log out before leaving the site.

Are you planning on attending the following activity?

Session Type: Session
Thu, 4/26: 9:30 AM - 10:30 AM
Location: Marriott Marquis, Liberty Ballroom M-P
Role: Lead Speaker

Yes No

If No, Why:

Submit

Bio & Headshot

After accepting the offer, you will be asked to add a short bio for yourself, the lead speaker (recommended: 2-3 sentences). You will also have the option to upload a headshot. A headshot is not required.

* - indicates a required item.

* Bio:

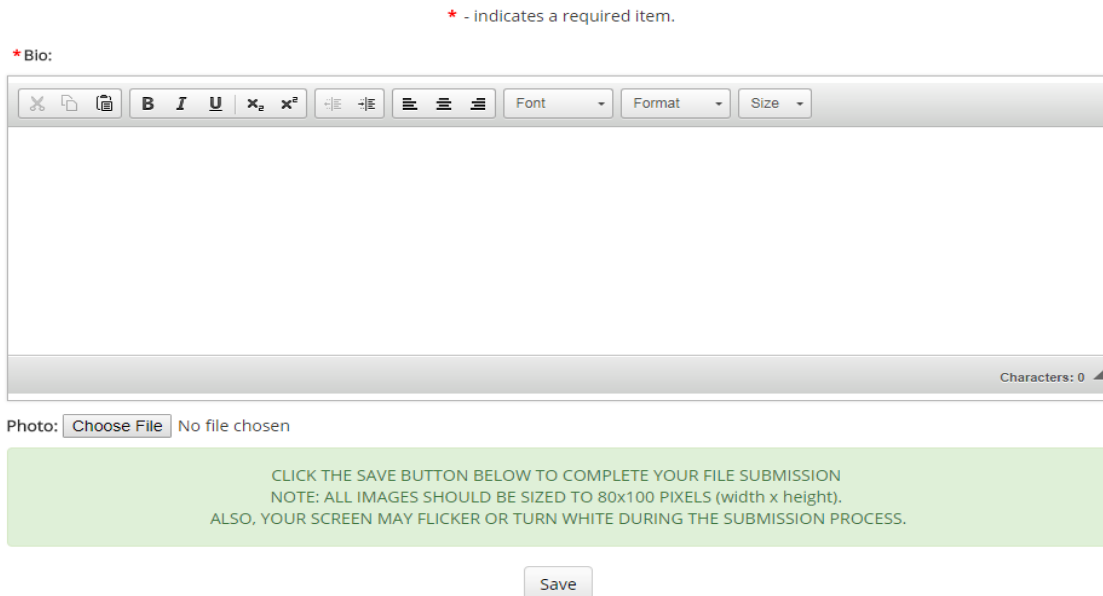


Photo: No file chosen

CLICK THE SAVE BUTTON BELOW TO COMPLETE YOUR FILE SUBMISSION
NOTE: ALL IMAGES SHOULD BE SIZED TO 80x100 PIXELS (width x height).
ALSO, YOUR SCREEN MAY FLICKER OR TURN WHITE DURING THE SUBMISSION PROCESS.

Save

To edit your biography or add a headshot later, click my account then the Bio/Photo button.



My Account

Review, update or change various items within your account.

Edit Contact Information

Bio/Photo

Preview

Contact Information

You will be asked to confirm the contact information that NCTM has on file for you and fill in any missing pertinent information.

* - indicates a required item.

Contact Information

* First Name:

Middle Name:

* Last Name:

* Employer Name:

* Address 1:

Address 2:

* Institution City:

* Institution State / Province / Region: /

* Zip:

* Country:

* Phone Number:

* Email:

* Confirm Email:

Additional Information

Twitter Handle:

* Home Address:

* City:

* State: -

Once this is complete, please move onto the registration tab to register. Lead speakers **MUST** register by the deadline. Co-speakers do not need to register by the deadline but will need to be registered prior to the conference.